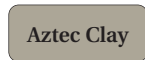


COLORS

STANDARD COLORS:



SELECT COLORS




DESIGNER COLORS:



HARDWARE

AVAILABLE WITH UPGRADED HARDWARE...


406



435



432

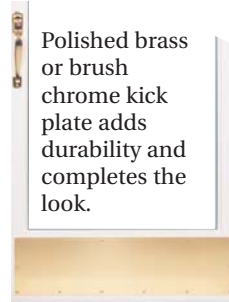


405



COLOR

Black	BL
Antique Brass	AB
Polished Brass	PB
Satin Nickel	SN



ADDITIONAL KAUFMANN FEATURES



The clear, strong, polycarbonate sash retainer clips hold the sash & screen securely in place. The knurled knob thumb screws allows for easy sash and screen changes.



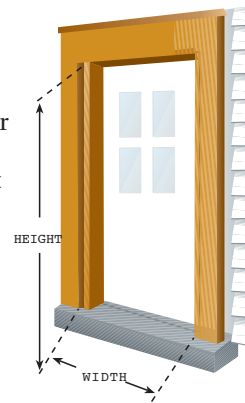
The interior latch handle comes standard with a dead bolt.



The fringe pile door sweep keeps wind and water out.

HOW TO MEASURE FOR STORM DOORS

Take all measurements from the door frame on the outside as shown in diagram. For the **width** take measurements at the top, center and bottom. For the **height** take measurements on both sides. Use the shortest measurements to determine the needed **width** and **height**.



For "French-type," *double doors which come together at the center*, also take a **height** measurement at the center of the opening.

When ordering pre-hung storm doors, view the door from the outside and specify **left** or **right** door hinges.

Represented by:

Kaufmann®
Window & Door

12891 Mt. Elliott • Detroit, MI 48212 • 313.893.9500
www.kaufmannwindow.com

Kaufmann®

Comfort Tite Deluxe Storm Door Series 500



*Custom built,
quality window and door products
made in Detroit since 1937.*

Kaufmann®
Window & Door

The mark
of Quality

Kaufmann®

Comfort Tite

Deluxe Storm Door

Series 500

CONSIDER THE VALUE

Kaufmann aluminum storm doors prevent damage to entry doors, saves energy by providing additional insulation and reducing drafts. Kaufmann has the thickest, strongest aluminum stiles and frames in the industry. Thicker aluminum means longer lasting performance.

CONSIDER THE STYLE

A variety of styles, colors and hardware options enable you to add detail to your Kaufmann storm door and style (curb appeal) to your home.

CONSIDER THE FEATURES

- Ten popular models, all available in 3 standard widths (30", 32" & 36").
- Kaufmann storm doors are available in a wide assortment of colors.
- A full assortment of hardware options, sidelites and custom glass can dress up your door to your liking.
- Hinges with oil impregnated bearings assure smooth and quiet operation. Each Kaufmann storm door comes standard with four full hinges to prevent sagging.
- Full 1 1/4" thick frame is designed to provide years of reliable service.
- A strong 14 gauge steel corner gusset.
- Charcoal grey aluminum screen wire compliments a durable screen frame.
- 1/8" tempered glass throughout provides strength and durability. Available in standard and special sizes.
- .050" heavy 6063 T1 aluminum has an attractive fluted finish.

Ten models to choose from



500 Two Lite

501 Full Lite

503 Crossback

510 Supreme
Self-Storing

511 Full Vue



507 Single Provincial

508 Double Provincial

504 Heritage

505
Marginal-Full Lite

506 Marginal-1/2 Lite